

## FINAL



Ιωνικός Ν.Φ. **78 - 70** ΑΣ Πέρα

71%	12 / 17	FT	5 / 8	63%
77%	24 / 31	2p	22 / 40	55%
25%	6 / 24	3p	7 / 25	28%
42	31 - 11	Rb	17 - 7	24
	10	Tu	11	

Referees: Τσάτης-Καρανικόλα

Each Period	1st	2nd	3rd	4th
Ιωνικός Ν.Φ.	18	31	22	7
ΑΣ Πέρα	18	12	23	17

End of Period	1st	2nd	3rd	4th
Ιωνικός Ν.Φ.	18	49	71	78
ΑΣ Πέρα	18	30	53	70

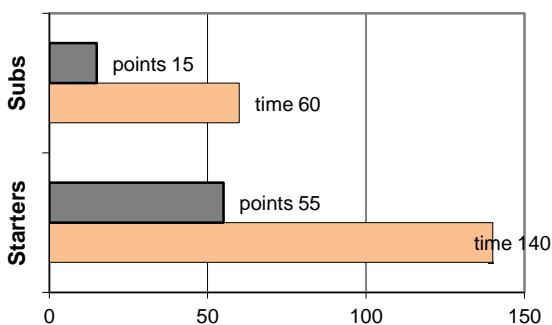


Coach: Γκαναβίας Π. - Φέρτης Ηλ.  
**Α.Σ. ΠΕΡΑ**

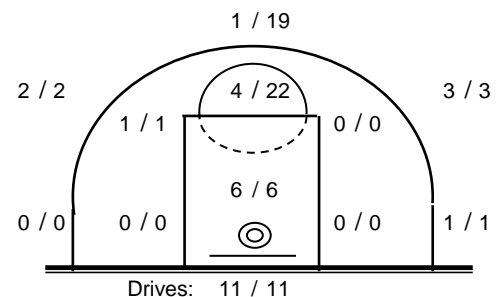
Fast Breaks 0 / 0

# Player	Time (min)	Points	Ft	2p	3p	+/-	Rebs	As	St	Tu	Bl	Fouls	Rkg*
							de	of				Wo	Co
4 Βαρδάλος Ηλ.	27	5	0 / 0	1 / 1	1 / 4	-2	1	1	6	2	0	1	5
5 Θεολογίτης Σ.	36	11	0 / 0	1 / 4	3 / 7	-4	3	0	5	2	1	0	13
6 Παπάδης Π.	14	2	0 / 0	1 / 2	0 / 1	6	0	0	2	0	0	1	2
7 Αναστασιάδης Ε.	0	0	0 / 0	0 / 0	0 / 0	0	0	0	0	0	0	0	-
8 Τσιρόπουλος Χ.	19	7	1 / 1	3 / 4	0 / 3	-23	1	0	0	0	2	0	2
9 Τσολάκης Γ.	36	21	2 / 3	5 / 12	3 / 7	3	6	0	2	0	2	0	15
10 Χολέβας Θ.	16	0	0 / 0	0 / 0	0 / 2	-4	1	0	0	1	0	0	0
11 Πατσατζόπουλος Δ.	8	2	0 / 0	1 / 1	0 / 1	3	0	2	0	0	1	0	2
12 Πιπούλης Αχ.	18	10	0 / 0	5 / 7	0 / 0	1	2	2	1	0	1	0	12
13 Σωτηράκης Κ.	4	1	1 / 2	0 / 0	0 / 0	-11	1	0	0	0	1	0	-
14 Μυλωνάκης Μ.	0	0	0 / 0	0 / 0	0 / 0	0	0	0	0	0	0	0	-
15 Νπιφαντής Κ.	22	11	1 / 2	5 / 9	0 / 0	-9	2	2	1	2	3	0	13
Team							0	0		0	0	0	
1st quarter		18	1 / 1	7 / 12	1 / 6		4	3	3	1	3	0	16
2nd quarter		12	3 / 6	3 / 8	1 / 5		4	3	0	2	4	0	5
3rd quarter		23	0 / 0	7 / 12	3 / 7		3	1	6	3	2	1	27
4th quarter		17	1 / 1	5 / 8	2 / 7		6	0	6	3	2	2	24
<b>Final Stats</b>	<b>200</b>	<b>70</b>	<b>5 / 8</b>	<b>22 / 40</b>	<b>7 / 25</b>	<b>-40</b>	<b>17</b>	<b>7</b>	<b>15</b>	<b>9</b>	<b>11</b>	<b>4</b>	<b>9</b>
			63%	55%	28%			<b>24</b>					

Starters- Subs ratio



Shot Chart

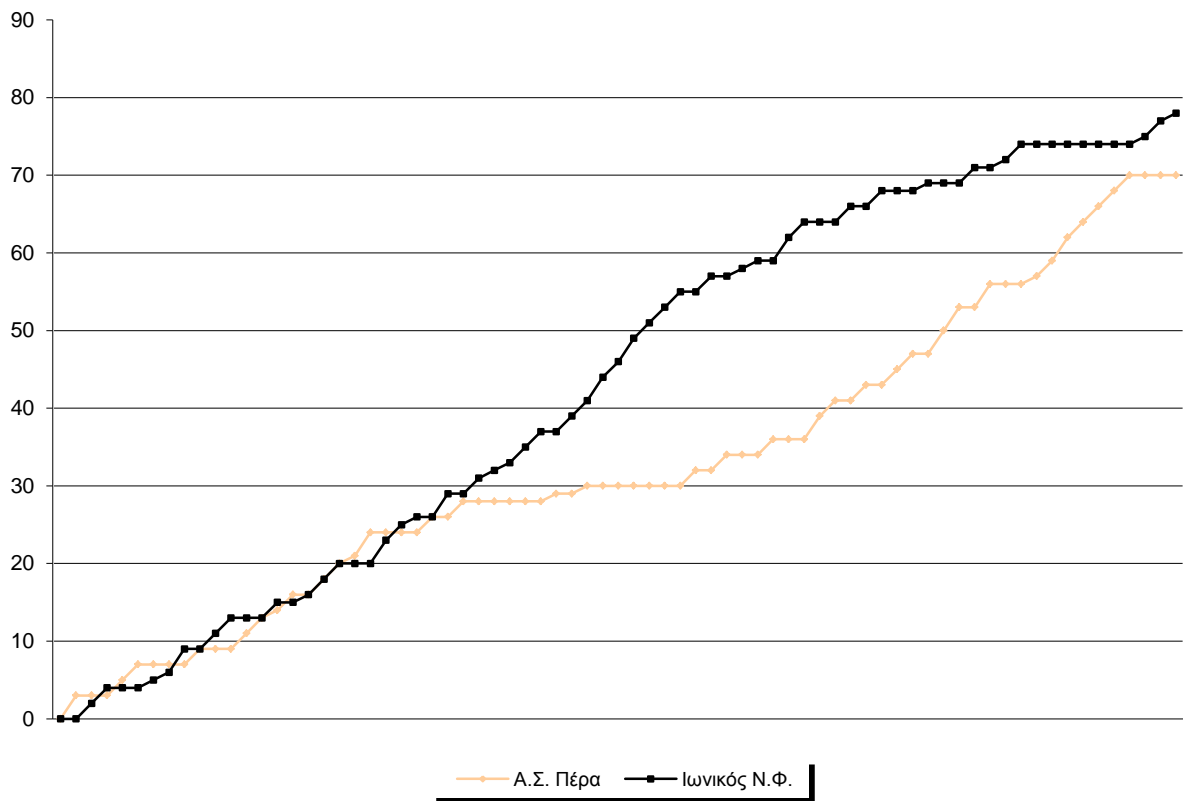


\*Ranking= Pts+Rebs+As+St+B-Mished Shots-Tu (Time Played&gt;7min.)

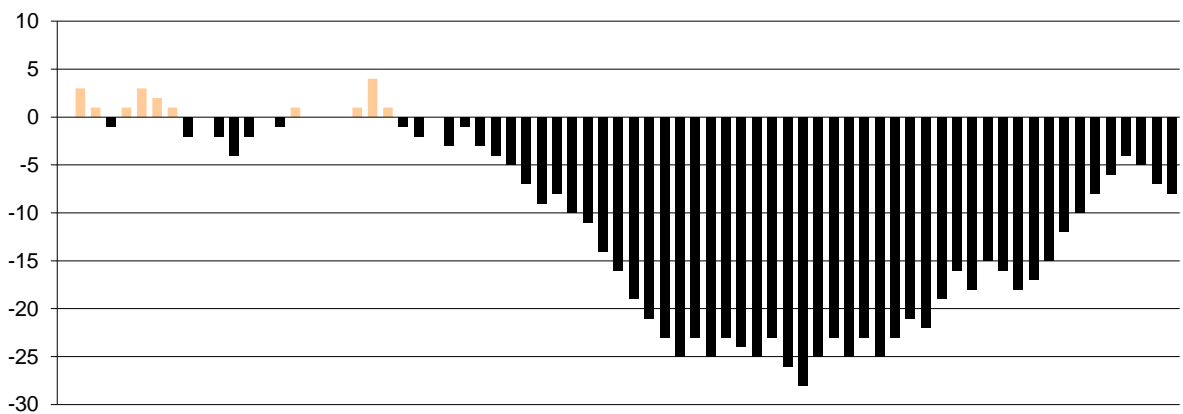


## Graphic Stats

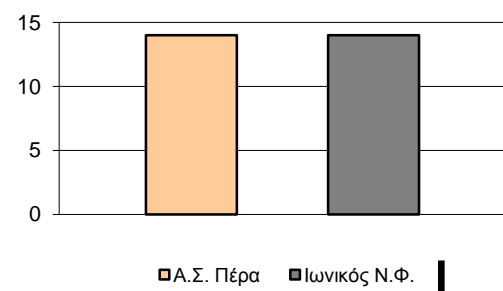
### Score Evolution



### Score Difference



### Largest Scoring Run



### Notes